

SMALL CAP FUND | JASCX

Investment Objective

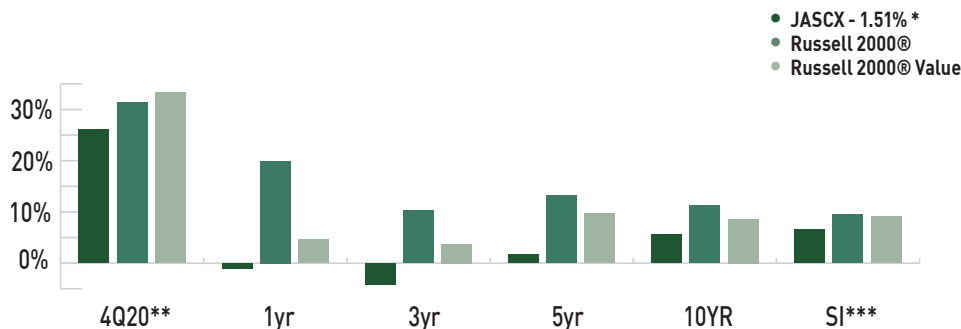
The James Small Cap Fund seeks to provide long-term capital appreciation by investing in small cap stocks.

Investment Strategy & Process

The James Small Cap Fund invests primarily in common stocks of small capitalization companies, defined by JIR as companies with capitalizations at the time of purchase no larger than the stocks in the Russell 2000® Index, which is the benchmark index for this fund. The Russell 2000® Index is constructed to provide a comprehensive capitalization weighted small cap universe of stocks and is reconstituted annually. As of December 31, 2020, the stock with the maximum capitalization in the Russell 2000 Index had a capitalization of \$15.5 billion. The James Small Cap Fund is not indexed to the Russell 2000® and may hold securities not included in the index.

Performance as of December 31, 2020

	4Q20**	1yr	3yr	5yr	10yr	SI***
JASCX	26.12%	-1.11%	-4.15%	1.65%	5.63%	6.54%
Russell 2000®	31.37%	19.96%	10.25%	13.26%	11.20%	9.54%
Russell 2000® Value	33.36%	4.63%	3.72%	9.65%	8.66%	9.11%



Investors should consider the investment objectives, risks, and charges and expenses of the James Advantage Funds (the Funds) carefully before investing; this and other information about the Funds is in the prospectus, which can be obtained by calling 1-800-99-JAMES. Read the prospectus carefully before you invest. The performance data quoted represents past performance; past performance does not guarantee future results. The investment return and principal value of an investment will fluctuate so that an investor's shares, when redeemed, may be worth more or less than their original cost. The Fund's current performances may be lower or higher than the performance data quoted. Investors may obtain performance information current to the last month-end, within 7 business days, at www.jamesinvestment.com. *Indicates total annual fund operating expenses. **4th quarter numbers are not annualized. (All other numbers are average annual returns.) ***Since Inception 10/2/98.



DECEMBER 31, 2020

Fund Info

Fund Statistics as of December 31, 2020

Ticker Symbol	JASCX
Cusip	470259508
Benchmark Index	Russell 2000® Index
No. Stocks in Portfolio	58
Assets	\$34.6 Mil.
Median Capitalization	\$2,749.0 Mil.
Price/Earnings	34.57
Price/Book	11.75
Beta [^]	1.00

[^] A quantitative measure of volatility.

Fund Operating Expenses Prospectus 11/01/2020

Management Fee	1.23%
Distribution (12b-1) Fees	0.25%
Other Expenses	0.02%
Acquired Fund Fees and Expenses	0.01%
Total Annual Fund Operating Expenses*	1.51%

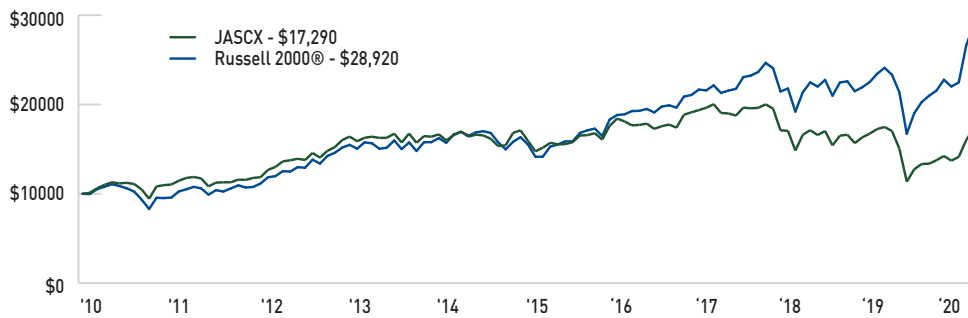
Top Ten Equity Holdings as of December 31, 2020

Evercore Inc	4.28%
Nova Measuring Instruments Ltd	4.13%
Piper Sandler Cos	4.07%
Generac Holdings Inc	3.93%
Boise Cascade Co	3.32%
Encore Wire Corp	3.32%
MDC Holdings Inc	3.27%
Hillenbrand Inc	2.78%
Deckers Outdoor Corp	2.71%
Sixth Street Specialty Lending Inc	2.43%

James Investment Research, Inc.

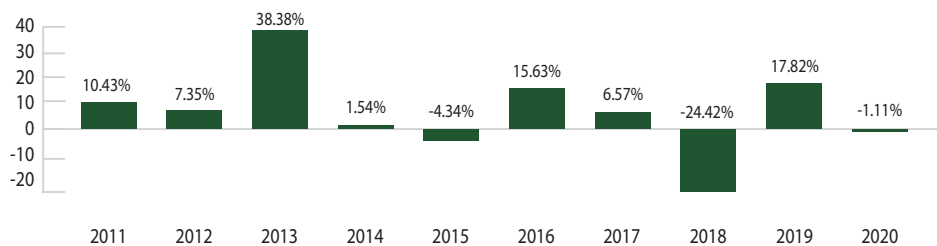
P.O. Box 8, Alpha, Ohio 45301
www.jamesinvestment.com
info@jamesinvestment.com
 1-800-99-JAMES

Growth of \$10,000 as of December 31, 2020



This performance is based on reinvestment of all dividends and distributions and does not reflect the deduction of taxes that a shareholder would pay on any distributions or the redemption of Fund shares.

JASCX Yearly Returns



Investment Committee

Barry R. James, CFA, CIC
33 Years
President/CEO and
Portfolio Manager
with James Investment
Research, President of the
James Advantage Funds

David W. James, CFA
38 Years
Senior Vice President
and Portfolio Manager

**R. Brian Culpepper,
MBA, CMFC**
24 Years
Senior Vice President
and Portfolio Manager

**Brian Shepardson,
CFA, CIC**
20 Years
First Vice President
and Portfolio Manager

Thomas L. Mangan, MBA
25 Years
Advisor to the Investment
Committee

Ann M. Shaw, CFP
41 Years
Senior Vice President
and Portfolio Manager

Fall Ainina, Ph.D., CFA
18 Years
Deputy Director of Research
and Vice President

Trent D. Dysert, CFA
13 years
Asst. Vice President and
Portfolio Manager

Price/Earnings ratio is a valuation of a company's current share price compared to its per-share earnings.

Price/Book ratio is a ratio used to compare a stock's market value to its book value. It is calculated by dividing the current closing price of the stock by the latest quarter's book value per share.

Risks: Fund holdings and sector weightings are subject to change without notice. The average annual total returns assume reinvestment of income, dividends and capital gains distributions and reflect changes in net asset value. The principal value and investment return will vary with market conditions so that an investor's shares, when redeemed, may be worth more or less than their original cost.

The Russell 2000® Index is a widely recognized, unmanaged index comprised of the 2,000 smallest U.S. domiciled publicly-traded common stocks of the Russell 3000® Index, which represents approximately 8% of the total market capitalization of the Russell 3000® Index, an unmanaged index of the 3,000 largest U.S. domiciled publicly-traded common stocks by market capitalization. One cannot invest directly in an index.

Small-Cap investing involves greater risk not associated with investing in more established companies, such as greater price volatility, business risk, less liquidity and increased competitive

threat. You should note that the James Advantage Funds are professionally managed mutual funds while the indices are unmanaged, do not incur expenses and are not available for investment. There are special risks associated with small capitalization issues such as market illiquidity and greater market volatility than large capitalization issues.

James Advantage Funds distributed by ALPS Distributors, Inc., 1290 Broadway, Ste 1000, Denver, CO 80203.

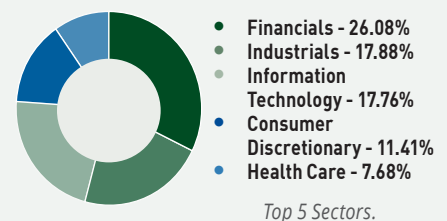
Barry R. James, Ann M. Shaw, R. Brian Culpepper, Brian Shepardson, and Trent D. Dysert are registered representatives of ALPS Distributors, Inc.

JAF000610

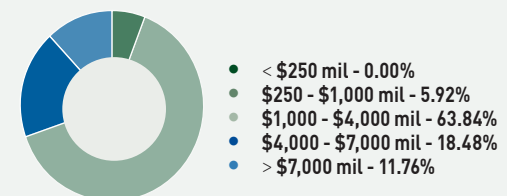
Asset Allocation



Equity Sector Diversification



Market Cap Breakout



Charts represent a % of total portfolio as of 12/31/20.

James Investment Research, Inc.

P.O. Box 8, Alpha, Ohio 45301
www.jamesinvestment.com
info@jamesinvestment.com
1-800-99-JAMES